


Inland Waterways Users Board Meeting #97

Financial Report for the Inland Waterways Trust Fund

Mr. Mark R. Pointon
DFO and Executive Secretary
for USACE Headquarters
16 August 2022



US Army Corps of Engineers
BUILDING STRONG®



FY 2022 Status of Inland Waterways Trust Fund

31 July 2022

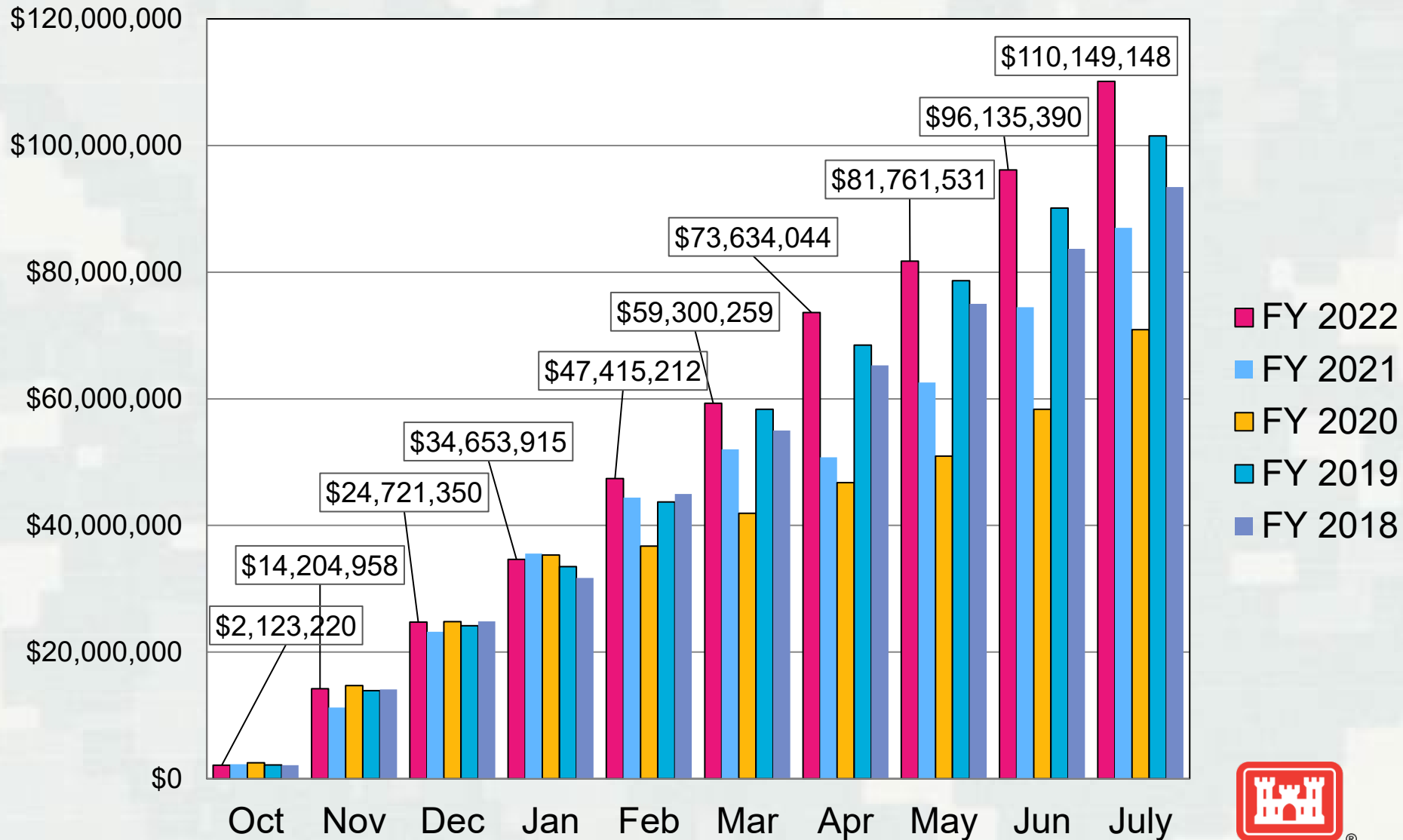
	U.S. Treasury	USACE
Revenue Collected to Date		
FY 2022 Beginning Balance:	\$221,568,924	\$0
FY 2022 Fuel Tax Revenue:	\$109,212,739	\$0
FY 2022 Interest:	\$936,409	\$0
Total Balance + Revenues	\$331,718,072	\$0
Transfers to Date		
USACE HQ IWTF (8861) to U.S. Treasury	\$000	\$0
U.S. Treasury to USACE HQ IWTF (8861)	\$91,795,422	\$0
Total Transfers	\$000	\$0
FY 2022 Available Balance	\$239,922,650	\$0

Source: IWTF statements from Dept. of Treasury, Bureau of Public Debt.

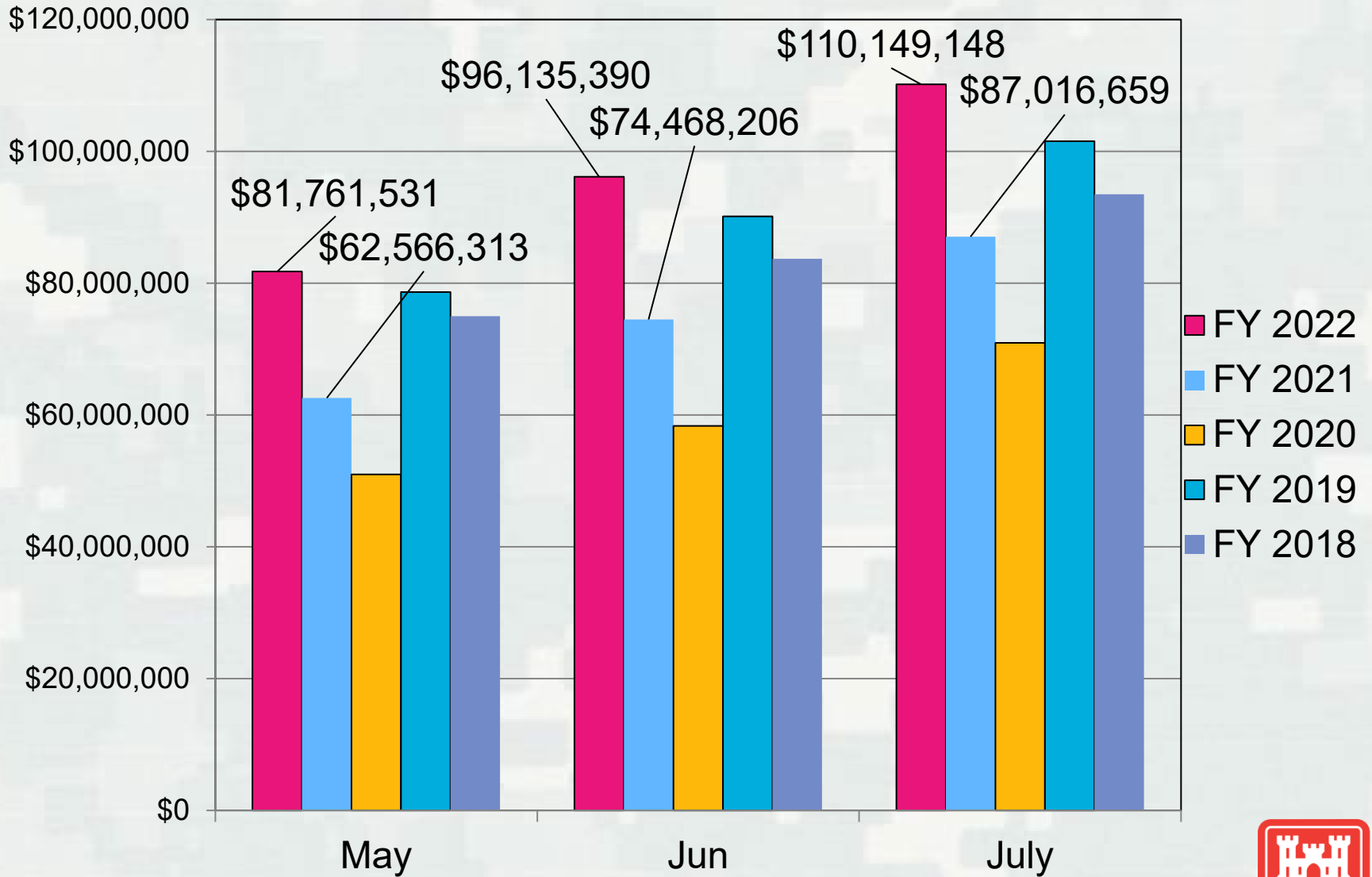
**Amount includes adjustment made by Bureau of Fiscal Service to bring appropriated estimates to actual taxes received.



INLAND WATERWAYS TRUST FUND REVENUE



INLAND WATERWAYS TRUST FUND REVENUE



IWTF Projects – President’s Budget/Work Plan and Total Allocation

<u>Project</u>	<u>Funding Item</u>	<u>FY 2016</u>	<u>FY 2017</u>	<u>FY 2018</u>	<u>FY 2019</u>	<u>FY 2020</u>	<u>FY 2021</u>	<u>FY 2022</u>
<u>Olmsted</u>	President’s Bud	\$180,000,000	\$225,000,000	\$175,000,000	\$35,000,000	\$0	\$0	\$0
	Total allocation	\$268,000,000	² \$250,000,000	\$175,000,000	⁵ \$50,000,000	⁷ \$63,000,000	\$0	\$0
<u>Lower Mon</u>	President’s Bud	\$52,000,000	\$0	\$0	\$0	\$111,000,000	\$0	\$0
	Total allocation	\$58,900,000	² \$82,010,000	³ \$98,000,000	⁶ \$89,000,000	\$111,000,000	\$0	\$0
<u>Kentucky L&D</u>	President’s Bud	\$0	\$0	\$0	\$0	\$0	\$0	\$0
	Total allocation	¹ \$45,700,000	² \$36,000,000	³ \$39,500,000	⁶ \$43,600,000	⁷ \$61,060,000	⁸ \$110,100,000	\$0
<u>Chick L&D</u>	President’s Bud	\$0	\$0	\$0	\$0	\$0	\$0	\$0
	Total allocation	¹ \$29,600,000	² \$40,000,000	³ \$76,500,000	⁶ \$89,700,000	⁷ \$101,200,000	⁸ \$191,000,000	\$0
<u>LaGrange</u>	President’s Bud	\$0	\$0	\$0	\$0	\$0	\$0	\$0
	Total allocation	\$0	\$0	^{3,4} \$10,099,998	⁶ \$57,500,000	\$0	\$0	\$0
<u>Upper Ohio/ Montgomery</u>	President’s Bud					\$0	\$0	\$0
	Total allocation					\$0	⁸ \$22,000,000	⁹ \$12,800,000
<u>Upper Miss/ NESP</u>	President’s Bud	\$0	\$0	\$0	\$0	\$0	\$0	\$0
	Total allocation	\$0	\$0	^{3,4} \$10,099,998	⁶ \$57,500,000	\$0	\$0	⁹ \$39,279,000
<u>MKARNS/ Three Rivers</u>	President’s Bud	\$0	\$0	\$0	\$0	\$0	\$0	\$149,000,000
	Total allocation	\$0	\$0	^{3,4} \$10,099,998	⁶ \$57,500,000	\$0	\$0	\$149,000,000

See Footnotes below in Notes



Questions



Project/Activity Updates by PMs (Southwestern Division)

- MKARNS Three Rivers, AR
- MKARNS Channel Deepening
- GIWW Colorado River Locks & Brazos River Floodgates, TX



Project/Activity Updates by PMs (Mississippi Valley Division)

- NESP Mississippi River-Illinois Waterway
- NESP/Mississippi River L&D #25
- Inner Harbor Nav Canal (IHNC) Lock
- Bayou Sorrel Lock Re-study



Project Updates by PMs

(Great Lakes and Ohio River Division)

- Chickamauga Lock and Dam
- Kentucky Lock Addition
- Monongahela River Locks 2, 3 and 4
- Upper Ohio River/Montgomery Lock

